



GIW / RDF RECYCLING SOLUTIONS



- More Than Business -

OVER 40 YEARS OF EXPERIENCE IN RECOVERY SOLUTIONS

MTB is considered a pioneer in the **recycling of tomorrow's waste**. Conscious of our planet's future, the company has built its development strategy around the values of "zero waste, premium quality and for our children". As an **operator** and **manufacturer**, MTB is highly qualified in the management of complex industrial waste.

Why trust us? All MTB equipment is first tested and proven on our recycling site before being offered to our customers!

Integrating **complete, turnkey solutions**, MTB simplifies the treatment and recovery of deposits with different compositions, and optimizes preparation and sorting processes to produce homogeneous, **high-quality RDF**.




A proportion of **CIW**, common industrial waste, is in fact an energy resource when it is transformed into **RDF**, reconstituted solid fuels. Recovered in furnaces, they must meet the **specific requirements** of their users.

COMPLETE EXPERTISE

Our experiences have made us experts of the entire value chain.

- ↳ **Manufacturing** our own equipment
- ↳ Engineering **turnkey solutions**
- ↳ Partner **system integration**



FLEXIBLE, CUSTOMIZED SOLUTIONS

- ↳ Depending on **volume, composition** of deposits and **desired outputs**
- ↳ Homogeneous output products suitable for recycling and energy recovery

OUR REFERENCES



They trust us: **EXCOFFIER, BAUDELET, BIOVAL, EMREC GmbH, ENERGESMAN**

FROM CIW TO RDF

- 1 PREPARATION**
 - ↳ Pre-shredding
 - ↳ Shredding
- 2 MATERIAL SORTING**
 - ↳ Granulometric separation
 - ↳ Aeraulic sorting
 - ↳ Magnetic separation
 - ↳ Optical sorting
 - ↳ Manual sorting
- 3 CONDITIONNING**
 - ↳ Granulation
 - ↳ Baling
 - ↳ Quality control

INPUT MATERIALS

- Non-hazardous economic waste
- Bulky waste from landfill sites and from waste collection centers
- Common industrial waste (**CIW**)
- Construction & demolition debris
- Non-recycled and non-hazardous high-LHV (Lower Heating Value) waste, such as from solid waste sorting rejects:
 - SC (Selective Collection) sorting centers
 - Composting or methanization sorting units
 - Residual household waste (RWH) sorting centers - dry part
 - Automotive shredder residue (ASR)...


Some examples on site :




Plastics



Foam



Agricultural covers



CIW



ASR



Bulky waste

MATERIAL RECOVERY ENABLES THE SEPARATION OF DIFFERENT MATERIALS
(WOOD, PLASTICS, METALS, PAPER, CARDBOARD, GLASS, ETC.)



WASTE-TO-ENERGY



OUTPUT PRODUCTS

Depending on the type of energy recovery, fragment size, quality and RDF packaging play a decisive role.

For example, we offer:

RDF

- ↳ Energy recovery for boilers
- ↳ Less than **80 mm**
- ↳ **12MJ/kg < LHV < 18MJ/kg**
- ↳ Chlorine **< 1.5%**



+ Possible packaging in the form of aggregates

HIGH-QUALITY RDF

- ↳ Mainly used in cement plants
- ↳ Between **10 mm** and **30 mm**
- ↳ **LHV > 18MJ/kg**
- ↳ Chlorine **< 0.5%**

FROM MATERIALS SORTING TO ENERGY RECOVERY


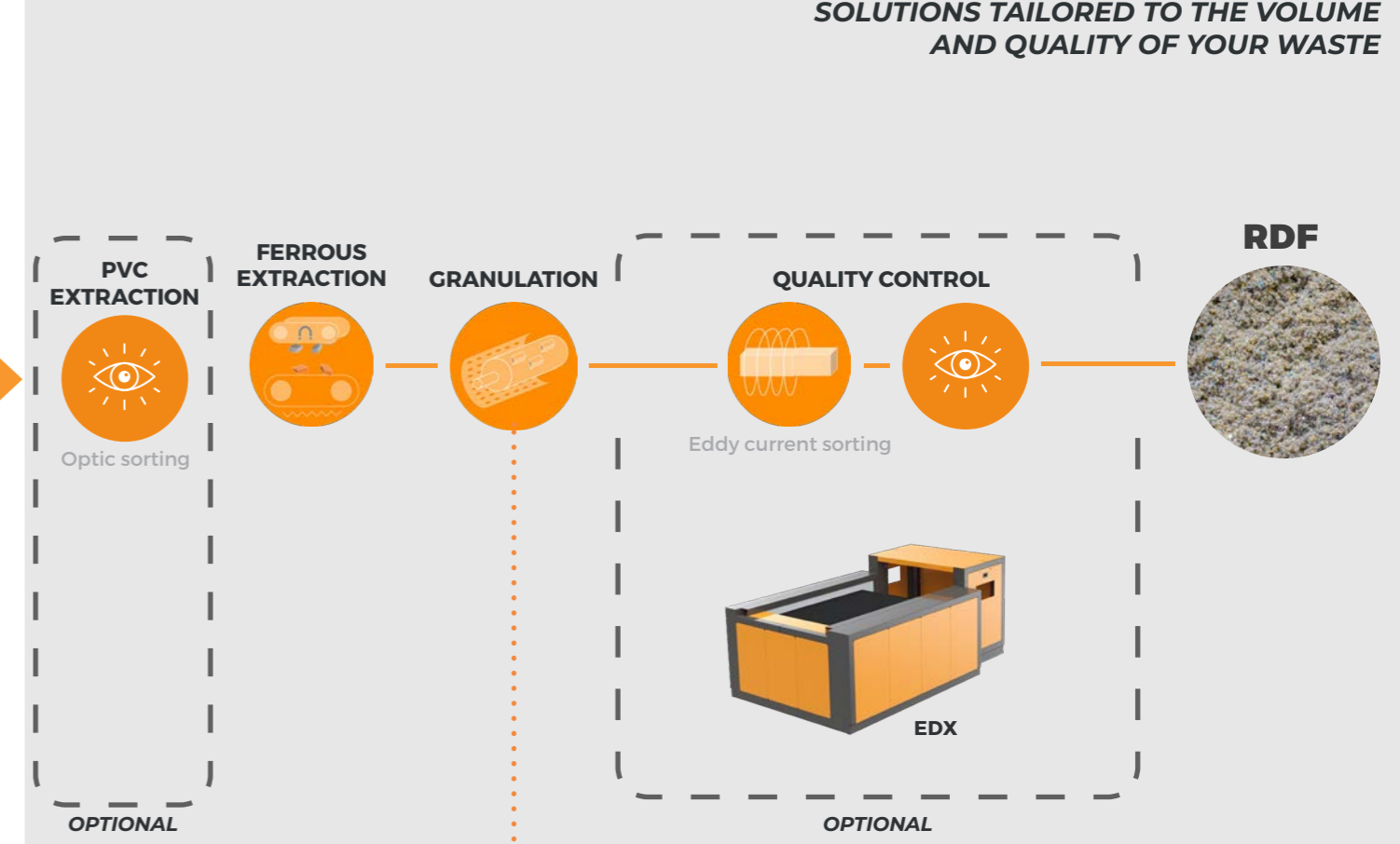
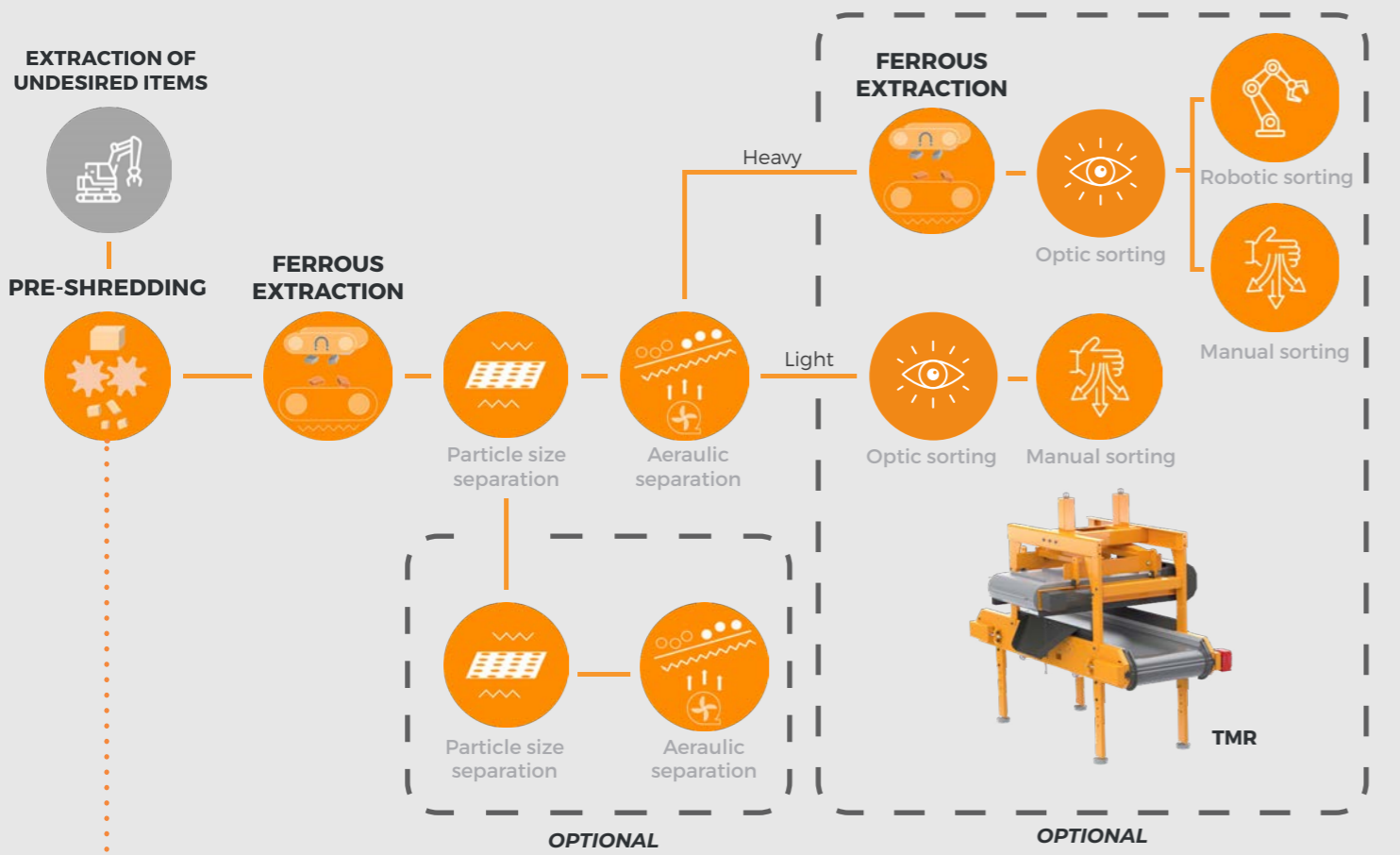
We can offer you specific pre-shredding, shredding, and granulation solutions based on the nature of your incoming materials, optimizing the value of your waste.

RECYCLING PROCESS

SOLUTIONS TAILORED TO THE VOLUME AND QUALITY OF YOUR WASTE

THROUGHPUT UP TO 35 T/hour

THROUGHPUT UP TO 20 T/hour



RSX 2300

OPTIONS:

- Recovery of fines
- Material recovery between heavy and light items
- Integration of manual / robotized / optical solutions



BST 2000

OPTIONS:

- PVC extraction (chlorinated elements)
- Continuous quality control
- Extraction of non-ferrous metals

A COMPLETE RANGE

- + **Reduced energy consumption:** up to 35% compared with hydraulic motors*
- + **Reduced noise emissions** thanks to our choice of synchronous motors
- + **Energy efficiency** of our machines exceeds 90%
- + **Easy maintenance** for optimum machine availability
- + **Reduced operating costs (OPEX)** thanks to the specific and ingenious design of our equipment and wear parts (fewer consumables)

PRE-SHREDDING

- + Efficient crushing thanks to **hybrid technology** (shear and ripper)
- + Large reversible hopper

SHREDDING / GRANULATION

- + Shredding and granulation in **one single pass**
- + Optimum and **homogeneous granulation** up to **10 mm**
- + **Modular drive** according to application: 1 to 2 motors (176 to 352 kW)
- + Two **alternating** electric pushers for greater throughput

*and up to 15% compared to asynchronous electric motors

CUSTOMER SUPPORT

INSTALLATION - MTB SERVICE

Our specialized technicians are experts in the installation and repair of our equipment, guaranteeing fast, efficient service anywhere in the world.

CUSTOMER SERVICE

We're at your side to advise, troubleshoot and supply spare parts as quickly as possible.

TRAINING & COACHING



Our experts will train you prior to machine commissioning and provide you with all the keys to a successful start-up.

MYMTB

Our application helps you achieve greater efficiency by providing real-time production data, tracking history and much more.

ECO-DESIGN SUPPORT

Our eco-innovation team supports manufacturers in their circular economy initiatives.



Visit our website

www.mtb.fr



Address : Parc d'activités des Balmes Dauphinoises, 38890, Saint-Chef, FRANCE

Mail : info@mtb.fr

Phone : +33 474 928 768